

L / T – 14 gauge medium-capacity straps fasten with either nails or bolts

LH / TH – 7 gauge heavy-capacity bolt-on strap

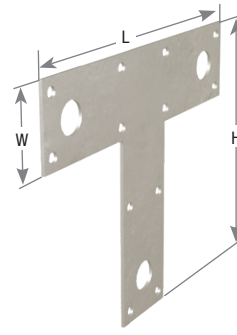
Materials: See chart

Finish: G90 galvanizing; LH / TH – Primer; TH12-HDG – Hot-dip galvanized

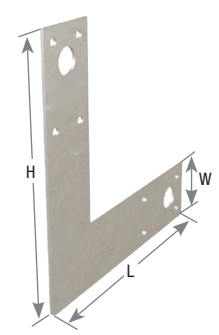
Options: See chart for Corrosion Finish Options. Available for special order in black primer coated finish.

Installation:

- Use all specified fasteners. See Product Notes, page 18.
- **Straps are not load rated.**

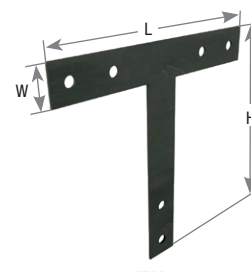


T6

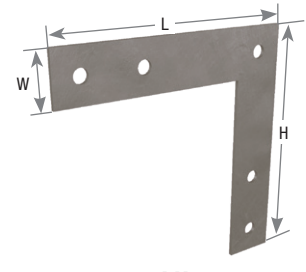


L6

MiTek USP Stock No.	Ref. No.	Steel Gauge	Dimensions (in)			Fastener Schedule ^{1,2}				Corrosion Finish	Code Ref.
			W	H	L	Bolts		Nails			
						Qty	Dia.	Qty	Type		
T6	66T	14	1-1/2	5	6	3	1/2	12	16d		
T8	--	14	2	8	8-1/2	3	1/2	12	16d		
T12	128T	14	2	8	12	3	1/2	12	16d		
T1212	1212T	14	2	12	12	3	1/2	12	16d		
L6	66L	14	1-1/2	6	6	2	1/2	8	16d		
L8	88L	14	2	8	8	2	1/2	8	16d		
L12	1212L	14	2	12	12	3	1/2	12	16d		
TH12-HDG	1212HT, 1212HTHDG	7	2-1/2	12	12	6	5/8	--	--		
TH16	1616HT	7	2-1/2	16	16-1/4	6	5/8	--	--		
LH12	1212HL	7	3	12	12	5	5/8	--	--		
LH16	1616HL	7	2-1/2	16	16	7	5/8	--	--		



TH16



LH12

Corrosion Finish
■ Stainless Steel ■ Gold Coat
■ HDG ■ Triple Zinc

1) All bolts shall meet or exceed the specifications of ASTM A 307.
 2) **NAILS:** 16d nails are 0.162" dia. x 3-1/2" long.

Ornamental

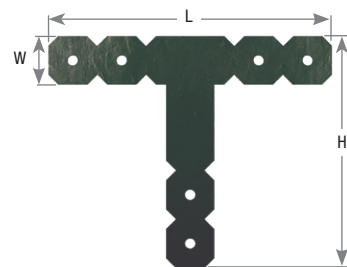
Ornamental notching provides architectural appearance for exposed applications.

Materials: See chart

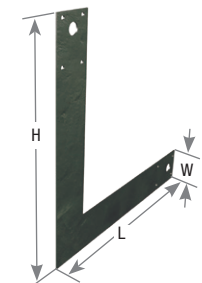
Finish: Black primer

Installation:

- Use all specified fasteners. See Product Notes, page 18.
- **Connectors are not load rated.**



T1212-0

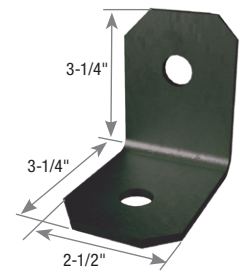


L12-0

MiTek USP Stock No.	Ref. No.	Steel Gauge	Description	Dimensions (in)			Bolt Schedule ¹		Code Ref.
				W	H	L	Qty	Dia.	
KHL33-0	OHA33	7	Heavy Angle	3-1/4	--	2-1/2	2	5/8	
KHL36-0	OHA36	7	Heavy Angle	3-1/4	--	6	4	5/8	
KHST64-0	OHS135	7	Strap Tie	6	--	13-1/2	4	3/4	
ST12-0	OS	12	Strap Tie	2	--	12	4	1/2	
L12-0	OL	12	'L' Strap	2-1/2	11-7/8	11-7/8	5	1/2	--
LH12-0	OHL	7	'L' Strap	2-1/2	11-7/8	11-7/8	5	5/8	
T1212-0	OT	12	'T' Strap	2-1/2	11-7/8	14-1/2	6	1/2	
TH12-0	OHT	7	'T' Strap	2-1/2	11-7/8	11-1/8	4	5/8	
TH16-0	--	7	'T' Strap	2-1/2	11-7/8	16-1/8	6	5/8	

1) All bolts shall meet or exceed the specifications of ASTM A 307.

Some model designs may vary from illustration shown



KHL33-0